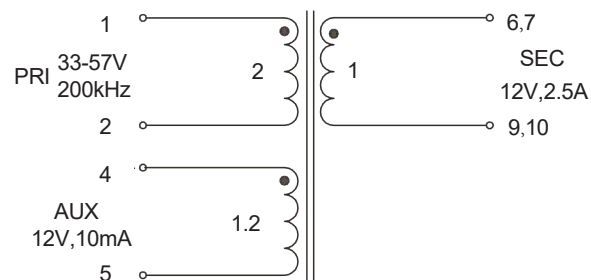
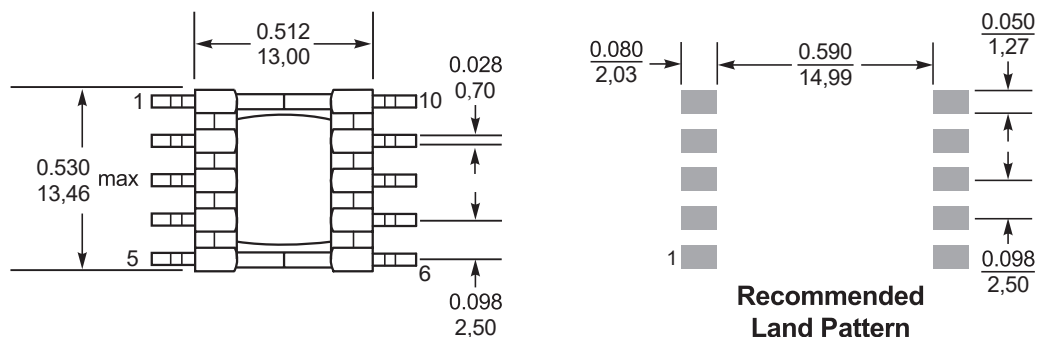
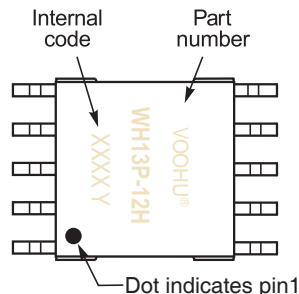
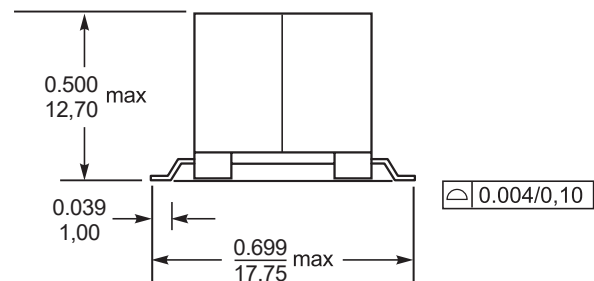


REACH & RoHS
COMPLIANT



- Flyback transformers for PoE applications
- Designed to operate in continuous mode at 600 kHz with an input of 36–72 Vdc
- 1500 Vrms, one minute isolation from primary and bias to secondary; 500 Vrms, 1 minute isolation between all other windings

Terminations RoHS tin-silver over tin over nickel over phos bronze.

Weight 6.15 g

Ambient temperature –40°C to +85°C

Storage temperature Component: –40°C to +85°C
C. Tape and reel packaging: –40°C to +80°C

1. Inductance is for the primary, measured at 250 kHz, 0.1 Vrms, 0Adc
2. Ipk is peak primary current drawn at minimum input voltage.
3. DCR for the secondary is per winfing.
4. Leakage inductance measured between pins 3 and 4 with all other pins shorted.
5. Turns ratio is with the secondary windings connected in parallel.
6. Output of the secondary is with the windings connected in parallel. Biaswinding output is 12 V, 10mA.
7. Electrical specifications at 25°C.

VOOHU 苏州沃虎电子科技有限公司
Su Zhou Voohu Electronic Tech.Co.Ltd

Part number

Turns Ratio(±3%)

OCL(uH±10%)
@ 100KHz,0.2V

LK(uH max)
@ 100KHz,0.1V

DCR
(mΩ max)

HI-POT
(Vrms)

(1-2: 6,7-9,10:4-5)

1-2

1-2
(short other pins)

1-2

4-5

6,7-9,10

Pri/Aux-Sec

TEL: +86 400 1048 018

WEB: WWW.WOHU-TEK.COM

WH13P-12H

1:0.565:0.52

100.5uH

0.9

100

561

40

1500